



Kanban

in

EGroupware

SMART ONLINE OFFICE



Kanban in EGroupware



- What is Kanban
 - Origin
 - In software development
 - Kanban for (almost) everything
 - Terms
- Kanban in EGroupware
- Kanban according to EGroupware 21.1

Kanban - Origin



Kanban is a method (for production process control)

Developed in 1974 at Toyota(Japan) as a method to avoid material shortages and overstocking.

Kanban: A compound of the two Japanese syllables kan and ban, which roughly means "signal card".

The result is a pull method where supplies are requested only when they are needed.

Kanban in software development



Transferred to software development, this method can be used to control development teams.

- no idle
- avoids overload
- is flexible

Kanban is an agile method. This essentially also means that improvements/work is done in small steps (evolutionary).

Kanban for (almost) everything



This method can be applied to many tasks.

Whenever small tasks make up a whole (project) and/or work is done in a (distributed) team, Kanban methods can be used to gain structure and an overview.

Especially in agile processes (no deadline) Kanban helps.

Kanban - Boundaries



Kanban has limits!

So it is not suitable to manage large amounts of information/tasks/tickets/... in a (single) board in a reasonable way.

And: The space of a screen is exhausted at some point.

Kanban terms



Board

A Kanban board is a board on which tasks are attached.

Column

The board is divided into columns, each of which has a title and represents the status of a task.

Map

A card represents a task (or a contact, ticket, ...).

Swimlane

Floating lanes are horizontal subdivisions of a Kanban board.

Kanban



Kanban



EGroupware SMART ONLINE OFFICE

E-Mail Adressbuch Kanban

Support Akut

Neuer Supportfall	In Bearbeitung	Warten auf Antwort	Erledigt
<p>Normal Starten 25.03.2021</p> <p>Supportcenter #15 Drucker braucht Wartung, druckt unsauber</p>	<p>Normal Starten 25.03.2021</p> <p>Supportcenter #25 Brauche Unterstützung bei Einrichtung Ha...</p>		
<p>Normal Starten 02.04.2014</p> <p>Supportcenter #2 Monitor for Mrs. Kordia is no longer working</p>			

Support Regelmäßig


Neuer Supportfall	In Bearbeitung	Warten auf Antwort	Erledigt
<p>Normal Starten 02.04.2014</p> <p>Supportcenter #4 Update of LibreOffice</p>			

AS RB DD T IS SX HN HM CT SM

Kanban in EGroupware



- In EGroupware, Kanban is implemented as a module.
- This module takes objects (tasks, contacts, tickets, files, directories, ...) and displays them in a Kanban board.
- Swim lanes can be added to a board to further divide/structure topics.
- A board can monitor changes to objects and add objects automatically.
- Changes to board objects can trigger automated actions (move, assign, ...).



Kanban in EGroupware



- Free design of columns and swimlanes: Number, colours, designations/names.
- Available EGroupware applications and access permissions can be set.
- Access rights for swimlanes can be set separately.
- Cards are moved between columns (and swimlanes) by DnD.
- Columns and swimming lanes can be collapsed by clicking on the label.

Kanban in EGroupware



- Terms (swimlane...) can be adapted via Admin/Own translations.
- The access authorisation to the Kanban module can be regulated (as usual) via the execution rights.
- The linked Kanban board can be found in the assigned objects under Links.
- Coming from the Kanban module, **board-authorized persons can read objects**, editing rights require delegation or ownership.
- A board can be described in an HTML free text field.

Kanban in EGroupware



- Thanks to Push, changes on the board are implemented/displayed simultaneously to all users.
- The Kanban module can be used in parallel because it ultimately represents information from other, existing modules.
- Kanban integrates into EGroupware. No duplicate maintenance (tasks, tickets, users, ...), no interfaces, familiar environment, no ...

Kanban in EGroupware



- Boards can be copied (currently only without elements).
- Columns and swimlanes can be sorted by DnD in the board edit.

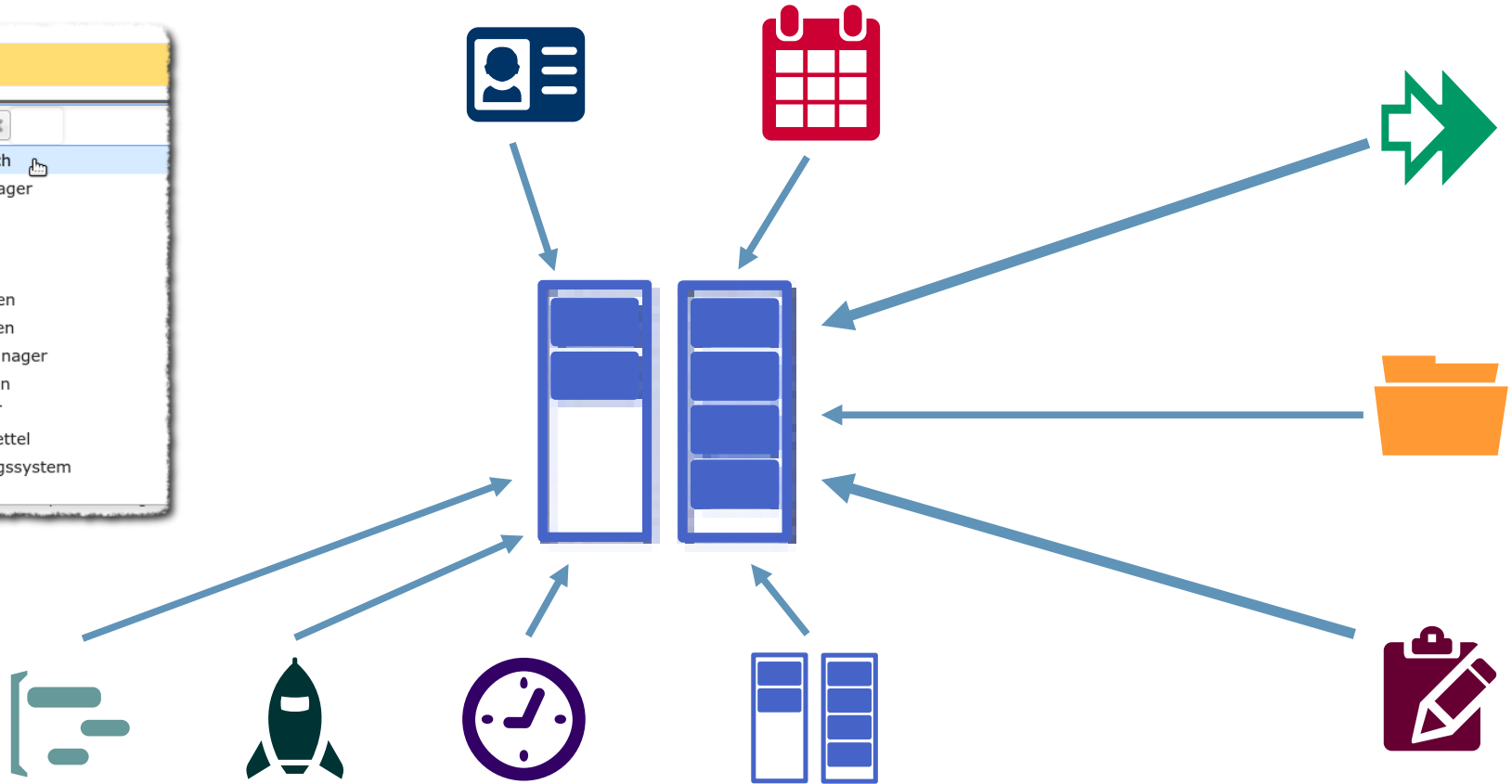
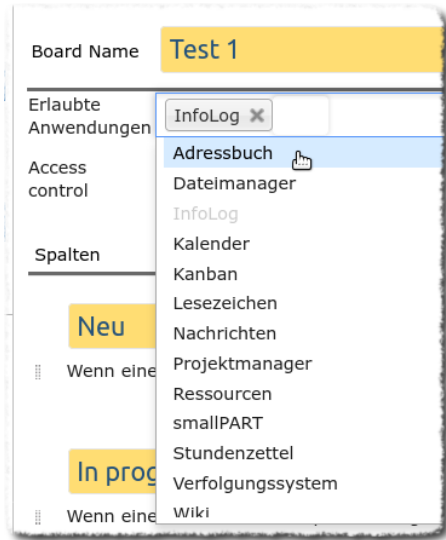
Some example screenshots can be found at the end of these slides.

Kanban modules



- Through integration in EGroupware, objects from most modules can be inserted into a Kanban board.
- The insertion can be carried out manually via the link in the object, via the object context menu, via DnD or by creating a new object in the board.
- The objects can be opened/edited from the board.
- The objects are, so to speak, the back of a Kanban card.

Kanban modules



Kanban in EGroupware



Monitoring

of **objects in applications to automatically add them to a board/column.**

Example:

A new ticket (manual or email) from a tracker queue is automatically added to the board of a/the team.

Kanban in EGroupware



Board Name **Test 1**

Erlaubte Anwendungen **InfoLog** **Verfolgungssystem**

Access control Optionen auswählen

Spalten **Schwimmbahnen** **Überwachen**

Überwacht die Einträge und fügt Sie sie dem Board hinzu, wenn:

Spalten ändern, wenn sich der Eintrag ändert

Neu
Wenn ein Eintrag

In progress
Wenn ein Eintrag

erledigt
Wenn ein Eintrag

Wenn ein Eintrag

Besitzer Unverricht, Stefan

kanban-edit_column: Überwacht die Einträge und fügt Sie sie dem Board hinzu...

Überwacht die Einträge und fügt Sie sie dem Board hinzu, wenn:

InfoLog **Verfolgungssystem**

Queue	Ignoriert
Kategorie	5,,,tracker
Version	Ignoriert
Status	Ignoriert
Zugewiesen an	Ignoriert
Lösung	Ignoriert
Priorität	Ignoriert
Geschlossen	Ignoriert
Erstellt von	Ignoriert
Modified by	Ignoriert
Zuletzt geändert	Ignoriert
Erstellt	Ignoriert
Startdatum	Ignoriert
Fälliakeitsdatum	lanoriert

Speichern **Übernehmen** **Abbruch**

Kanban in EGroupware



Monitoring

of **objects on the board in order** to make **automated changes**.

Example:

Move from „New“ to „In Progress“ enters the task manager in an InfoLog.
Who moved the map...

Kanban in EGroupware



Board Name **Test 1**

Erlaubte Anwendungen: InfoLog x Verfolgungssystem x

Access control: Optionen auswählen

Spalten: Schwimmbahnen Überwachen

Neu
Wenn eine Karte zu dieser Spalte hinzugefügt wird

In progress
Wenn eine Karte zu dieser Spalte hinzugefügt wird

erledigt
Wenn eine Karte zu dieser Spalte hinzugefügt wird

Neue Spalte hinzufügen

Besitzer: Unverricht, Stefan

Speichern Übernehmen Abbruch

kanban-edit_column: Wenn eine Karte in die Spalte 'In progress' verschoben wird - Mozilla Firefox

https://groupware.de/egw/index.php?menuaction=kanban.EGroupware\Kanb

Wenn eine Karte in die Spalte 'In progress' verschoben wird

common InfoLog Verfolgungssystem

Verknüpfen mit: Adressbuch Suchen

Wenn die App das Zuweisen unterstützt:

Zugewiesen hinzufügen: Optionen auswählen

Verantwortlich entfernen: Optionen auswählen

Hinzufügen des Benutzers, der die Karte verschoben hat

Hinzufügen der Schwimmbahn-Benutzer

Lösche vom Board

Speichern Übernehmen Abbruch

Kanban in EGroupware



Possible applications:

Imagination :-)

Example:

Staff scheduling

A client company is already using the Kanban module to plan employees.

Kanban in EGroupware



Kanban according to 21.1



We still have some ideas that we want to implement:

- ~~Fold in/out columns/swimming lanes~~ **implemented!**
- Optimisation on touch boards (Anyone interested/board?)
- Deeper connection to project management
- ...

We develop along customer requirements!

Thus we have an open ear for requirements
(after settling in!).

Sources of information/help



EGroupware website

<https://www.egroupware.org/de/kanban>

Support

<https://my.egroupware.org/egw>

Worth reading pages on Kanban

<https://www.ionos.de/digitalguide/websites/web-entwicklung/kanban/>

<https://karrierebibel.de/kanban/>

Sources of information/help



Forum

<https://help.egroupware.org/>

No Kanban category, because EPL feature

Registration is of course also useful for EPL customers...

... e.g. to receive regular **announcements** by e-mail (can be deactivated).g
to the project management.

Translations



The Kanban module is currently available in English and German.

For other languages we need support.

Whoever can and wants to, writes a short e-mail to

su@egroupware.org

Screenshots



Columns, swimlanes,
contacts, tasks,
directories and files
in one board.

The screenshot displays the EGroupware Kanban interface. At the top, there's a navigation bar with icons for Mail, Address Book, Kanban, and File Manager. The main area is divided into three horizontal swimlanes for Team 1, Team 2, and Team 3. Each swimlane contains four columns: 'Kontaktet' (green), 'Wiedervorlage' (cyan), 'Alumni' (red), and 'Kunde' (yellow).
Team 1:
- **Kontaktet:** 'Integra Investment Service Østergaard, Helena' (ID: HØ, phone: 703-943-2401, email: HelenaSstergaard@fleckens.hu). Below it is a task 'Sales log (#94)' starting 10.02.2014 and due 07.02.2014.
- **Wiedervorlage:** 'Saleslog Integra Investment Service Østergaard, Helena (#395)' (Normal, Start: 15.02.2021). Below it is 'Saleslog Lionel Kiddie City Yudin, Mayor (#405)' (Normal, Start: 15.02.2021).
- **Kunde:** 'Musicland Watt, Stuart' (ID: SW, phone: 684 811 116, email: StuartWatt@dayrep.com). Below it is a folder 'Beispiele'.
Team 2:
- **Kontaktet:** 'Environ Architectural Design Wellish, Audrey' (phone: +01 979 453 3060, email: AudreyWellish@environ.com). Below it is 'Block Distributors Zagorec, Jelena' (ID: JZ, phone: (08) 8335 8464, email: JelenaZagorec@fleckens.hu).
- **Wiedervorlage:** 'Saleslog Block Distributors (#385)' (Normal, Start: 15.02.2021, Due: 01.03.2021).
- **Kunde:** 'Big Daddy's Restaurants Walters, Raur' (ID: RW, phone: 965 470 147, email: RaurWalters@fleckens.hu). Below it is a file '150219_News.odt'.
Team 3: This swimlane is currently empty.

Screenshots



Collapse columns / swimlanes

The screenshot illustrates the Egroupware Kanban interface. The top part shows a multi-column view with columns for 'Neu', 'Kontaktet', 'Wiedervorlage', 'Alumni', and 'Kunde'. The bottom part shows the same board with columns collapsed into swimlanes. A blue arrow points from the multi-column view to the collapsed view.

Team 1

Neu	Kontaktet	Wiedervorlage	Alumni	Kunde
GY Awthentiz Yershova, Guzel (11) 2249-3001	HØ Integra Investment Serv Østergaard, Helena 703-943-2401 Helena@stergaard@fleckens	Normal Start 15.02.2021 Saleslog Integra Investment Serv Østergaard, Helena (#395)		SW Musicland Watt, Stuart 684 811 116 StuartWatt@dayrep.com
BW Mages Winkel, Barbara 039200 55 03 Barbara.Mages@qustr.com				
GW Scott Ties Wechsler, Gabriele 005964 97 26 Gabriele.Wechsler@qustr.com				
KW Integra Investment Plan Weber, Katrin 06441 59 94 07 Katrin.Weber@qustr.com				
OW Strategy Planner Westad, Otter 21 244 282 2526				

Team 2

Neu	Kontaktet	Wiedervorlage	Alumni	Kunde
JZ Handy City Zimmer, Jessica +49 780 745 3000	JZ Environ Architectural ... Wellish, Audrey +49 970 453 3000 Audrey.Weillish@environ.com	Normal Start 15.02.2021 Due 01.03.2021 Saleslog Block Distributors (#385)		RW Big Daddy's R Walters, Rauf 965 670 3477 RaufWalters@dayrep.com
BW Super Duper Wojciechowska, Bronisla +49 71 4504 6374				
MZ House Works Zimmermann, Mandy +49 71 4504 6374	JZ Block Distributors Zagorec, Jelena (06) 8325 8464 Jelena.Zagorec@fleckens.hu			
IZ Helios Air Zawadzki, Izidor +49 71 4504 6374				

Team 3

Neu	Kontaktet	Wiedervorlage	Alumni	Kunde
FW G.I. Joe's Wiśniewski, Franciszek 070-878-203 Franciszek.Wisniewski@teleworm.us	WZ Monit Zoer, Wilko 05.06.27.57.36 WilkoZoer@thysa.com			IY Signa Air Yegorov, Ilya 06-27853089 IlyaYegorov@dayrep.com
AW Farrell's Ice Cream Parlo Wysocki, Apolinary 53 148 40 09 ApolinaryWysocki@jourrapide.com				
AØ Play Town Østergaard, Aksel (07) 4951 2875 Aksel@stergaard@qustr.com				
AZ Plan Smart Partner Zając, Angelika 06-31041919 Angelika.Zajac@fleckens.hu				

Screenshots



Authorised applications,
Permissions and
Board description

Boards as favourites

A screenshot of the EGroupware web interface showing the configuration for a Kanban board. The interface is in German. At the top, the EGroupware logo and 'SMART ONLINE OFFICE' are visible. Below the logo, there are tabs for 'Mail', 'Address Book', and 'Kanban'. The main content area is titled 'Vertriebsprozess Neukunden'. A red box highlights the configuration options: 'Allowed apps' (Address Book, File Manager, InfoLog), 'Access control' (Group Sales), and a rich text editor with a menu (File, Edit, View, Insert, Format, Tools, Table, Help) and a toolbar (Arial, 10pt, Bold, Italic, Underline, etc.). The board name 'Vertriebsprozess Neukunden' is highlighted in yellow. On the left, a sidebar shows a 'Favorites' list with 'Vertriebsprozess Neukunden' selected. At the bottom, the owner is listed as 'Oster, Nicole' and the date/time is '15.02.2021 18:51'. There are 'Save', 'Apply', and 'Cancel' buttons at the bottom.

Screenshots



Elements via DnD into a Kanban board

Dragging an address contact to the Kanban board tab and dropping it on the column.

DnD also works between other modules (where it makes sense)

The screenshot displays the E-Groupware interface. On the left, the 'Adressbuch' (Address Book) module is active, showing a list of contacts. The contact 'Walker, Paul' is selected, and its details are shown in a pop-up window. On the right, the 'Kanban' board is visible, showing a Kanban board for 'Support Akut' and 'Support Regelmäßig'. The 'Support Akut' board has four columns: 'Neuer Supportfall', 'In Bearbeitung', 'Warten auf Antwort', and 'Erledigt'. The 'In Bearbeitung' column contains two tickets: 'Supportcenter #2 Monitor for Mrs. Kordia is no l...' and 'Supportcenter #25 Brauche Unterstützung bei E...'. The 'Erledigt' column contains one ticket: 'Supportcenter #35 Test'. The 'Support Regelmäßig' board also has four columns, with one ticket in the 'Neuer Supportfall' column: 'Supportcenter #4 Update of LibreOffice'.

Screenshots



Sort columns and swimlanes

Possible via DnD in the Board editing.

The handle is located at the front.

Board Name **Support**

Erlaubte Anwendungen **Supportcenter**

Zugriffsrechte **Gruppe Support**

Beschreibung **Spalten** Schwimmbahnen Überwachen

Neuer Supportfall

Wenn eine Karte zu dieser Spalte hinzugefügt wird

Warten auf Antwort

Wenn eine Karte zu dieser Spalte hinzugefügt wird
Status Schwebend

In Bearbeitung

Wenn eine Karte zu dieser Spalte hinzugefügt wird
Hinzufügen des Benutzers, der die Karte verschoben hat

Erledigt

Wenn eine Karte zu dieser Spalte hinzugefügt wird
Status Geschlossen

Beschreibung **Spalten** Schwimmbahnen

Name Farbe

Wenn der Zugriff auf eine Schwimmbahn eingestellt